












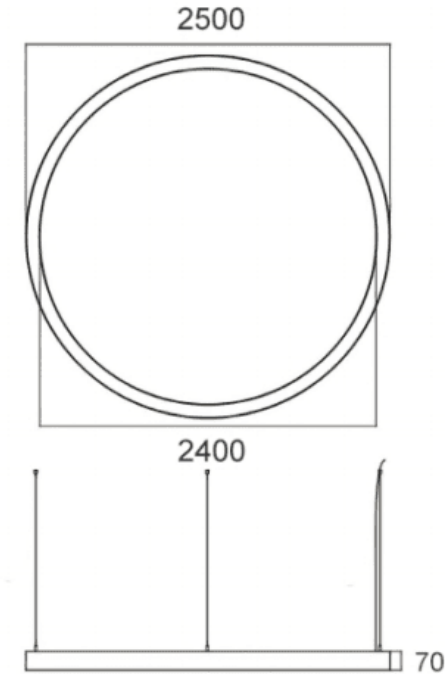
C-SLINE

Item code	86.L004.5301.02
Product type	Indoor
Category	Linear Systems
Family	C-SLINE
Pictograms	        

Dimensions

Product dimensions (mm)  $\Phi 2500\text{mm} \times W50\text{mm} \times H70\text{mm}$

Scheme



Product	
Real power (W)	155
Real luminous flux (Lm)	13175
Luminous efficiency (Lm/W)	85
Beam angle (°)	108
Life time (h)	50000h L80B10
IP	40
U. G. R	22
Control gear	ON-OFF
Average life time (h)	50000h L80B10
Colour temperature (K)	3000
Colour consistency (SDCM)	SDCM<3
CRI	80